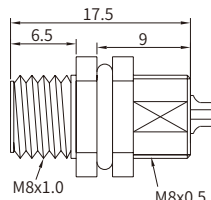
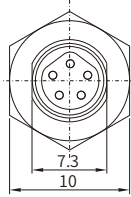


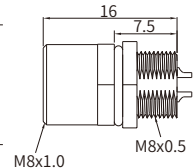
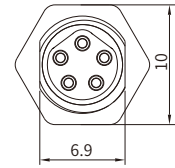
M8 B-coding (Devicenet)

M8 B-coding Straight Connector, Panel Mount, Solder, Rear fastened

Male



Female



CE RoHS

CE RoHS

Specifications

Contacts	5
Certification	CYJV(CYJV7):E321413
Pin layout(Male)	
Pin layout(Female)	
Standard	IEC 61076-2-104
Ambient temperature	-15°C~+85°C (flexible installation), -30°C~+85°C (fixed installation)
Customized temperature	-25°C ~ +85°C (flexible installation), -40°C ~ +85°C (fixed installation)
Connector insert	TPU
Connector contacts	Brass with gold plated
Coupling nut/screw	Brass with nickel plated
Seal/O-ring	Epoxy resin / FKM
Insulation resistance	≥100MΩ
Contact resistance	≤5mΩ
Earth tag/pin	Unavailable
IP rating	IP67 in locked condition
Mating endurance	>500 cycles
Rated current	3 A
Rated voltage	30V AC / DC
Wire gauge	0.25mm ² (AWG24)
Panel cut-out	Refer to page 101

Part Number

Pins	wire length	Male	Female
5	0.1m	MB08MSBRF05ST-2501	MB08FSBRF05ST-2501
	0.3m	MB08MSBRF05ST-2503	MB08FSBRF05ST-2503

Default wire colors

Pin No.	
Pin 1	
Pin 2	DR
Pin 3	WH
Pin 4	BK
Pin 5	BU